

Bangladesh Institute of Labour Studies

Occupational Accident, Violence (January-December) 2012: A situational Analysis

In January-December 2012, at least 906 workers died and 1108 workers injured in workplace related accidents and violence.

Situation at a glance

- Killed - 906
- Injured - 1108
- Tortured - 38
- Raped - 13
- Kidnapped - 382
- Suicide - 24

Workplace Accident:

Workplace accidents got 708 workers killed among which 154 workers were female. The estimated number of injuries in accidents totaled at 701 where 113 workers were female.

Workplace Accidents at a Glance

At least 708 workers died at workplace accidents. Among them 154 workers were female.

Killed: 708
Male: 554
Female: 154

Injured: 701
Male: 588
Female: 113

Workplace Violence:

Workplace Violence caused death to 198 workers among which 49 workers were female. The total estimated injuries in violence numbered at 407 where 56 workers were female.

Workplace Violence at a Glance

Killed: 198
Male: 149
Female: 49

Injured: 407
Male: 351
Female: 56

Road Accident:

Beside workplace accidents and violence, 153 workers were killed and 299 workers were injured in road accident.

Road Accident at a Glance

Killed: 153
Male: 119
Female: 34

Injured: 299
Male: 273
Female: 26

In this time the highest number of workplace related accidental deaths happened in Transport Sector. At least 249 workers died in this sector. Second highest 155 deaths happened in RMG while 3rd highest sector was Construction sector where 113 workers were died. Besides, 23 Expatriate workers, 21 Day Labourers, 11 Fishermen, 10 Farm labourers, 9 Brick kiln workers and 7 Ship breaking workers died at workplace in different types of accidents.

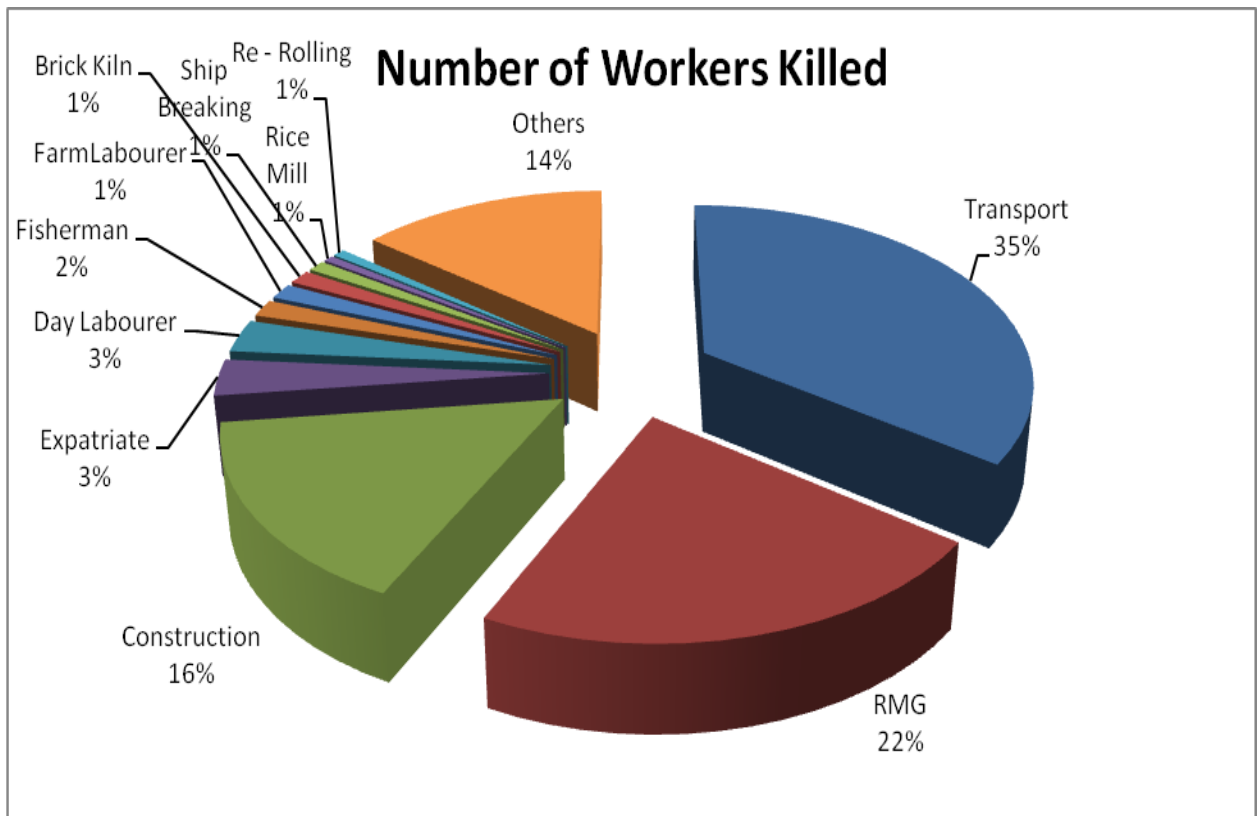


Fig-1: Number of workers Killed according to Sectors

Sector wise number of deaths in Workplace Accidents:

- Transport worker : 249
- RMG : 155
- Construction : 113
- Expatriate : 23
- Day Labourer : 21
- Fisherman : 11
- FarmLabourer : 10
- Brick Kiln : 09
- Ship Breaking : 07
- Domestic Worker : 07
- Rice Mill : 04
- Re - Rolling : 05
- Others : 101
- Total : 708**

Patterns of Workplace Accident

In this year major occupational accidents are Road accident, Falling from height, Electrocutions and Fire. This year 389 Road accidents occurred, 71 incidents consist of falling from height, 68 electrocutions 15 Fire incidents and 15 Wall Collapses took place.

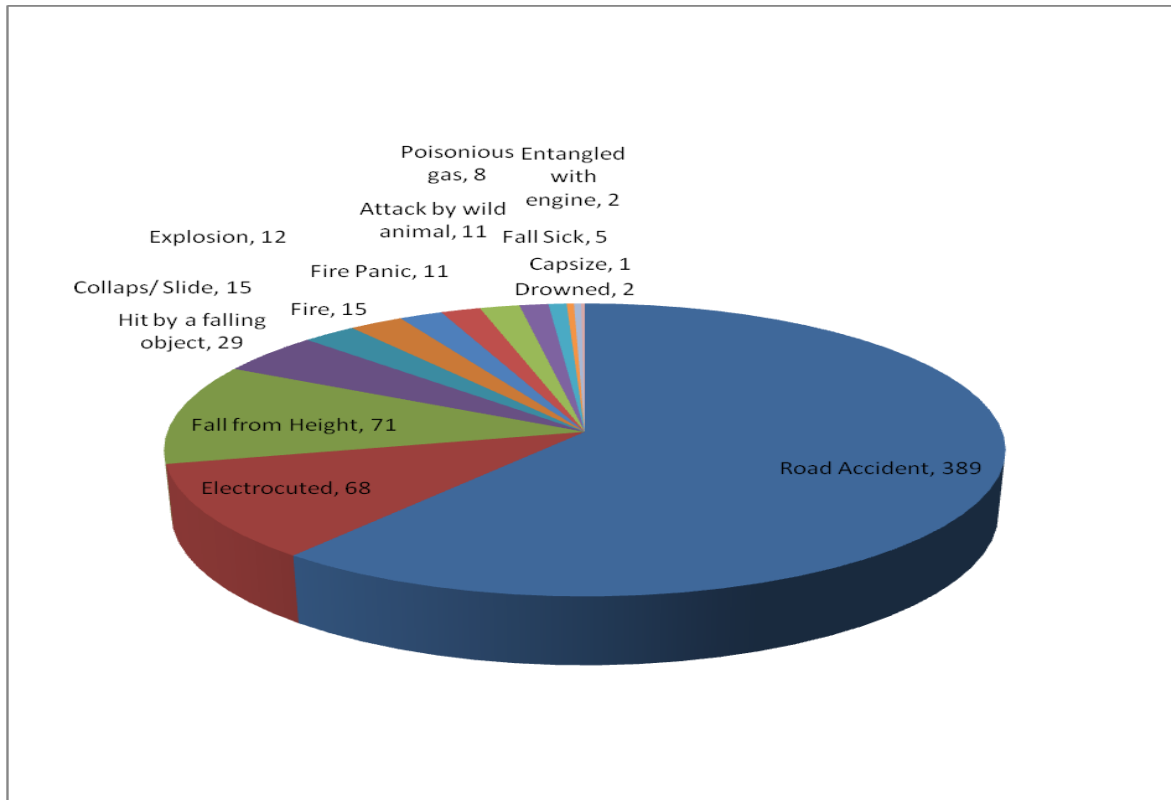


Fig-2: Patterns of Workplace Accident

Major types of Workplace Accidents and Number of Occurrence

Road Accident	: 389
Fall from Height	: 71
Electrocution	: 68
Hit by falling Object	: 29
Collapse/ Slide	: 15
Fire incidents	: 15
Explosion	: 12
Fire Panic	: 11
Attacked by Wild animal	: 11
Suffocation by Poisonous gas	: 8
Fall Sick	: 5
Drowned	: 2
Entangled in engine	: 2
Capsize	: 1

In this time the highest number of workplace violence related deaths happened in case of Transport Sector, at least 48 workers died in different types of workplace violence Second highest 46 deaths happened in case of Domestic Workers, while 22 workers died at RMG sector. In Service sector, 19 workers were died in violence and brutal attack.

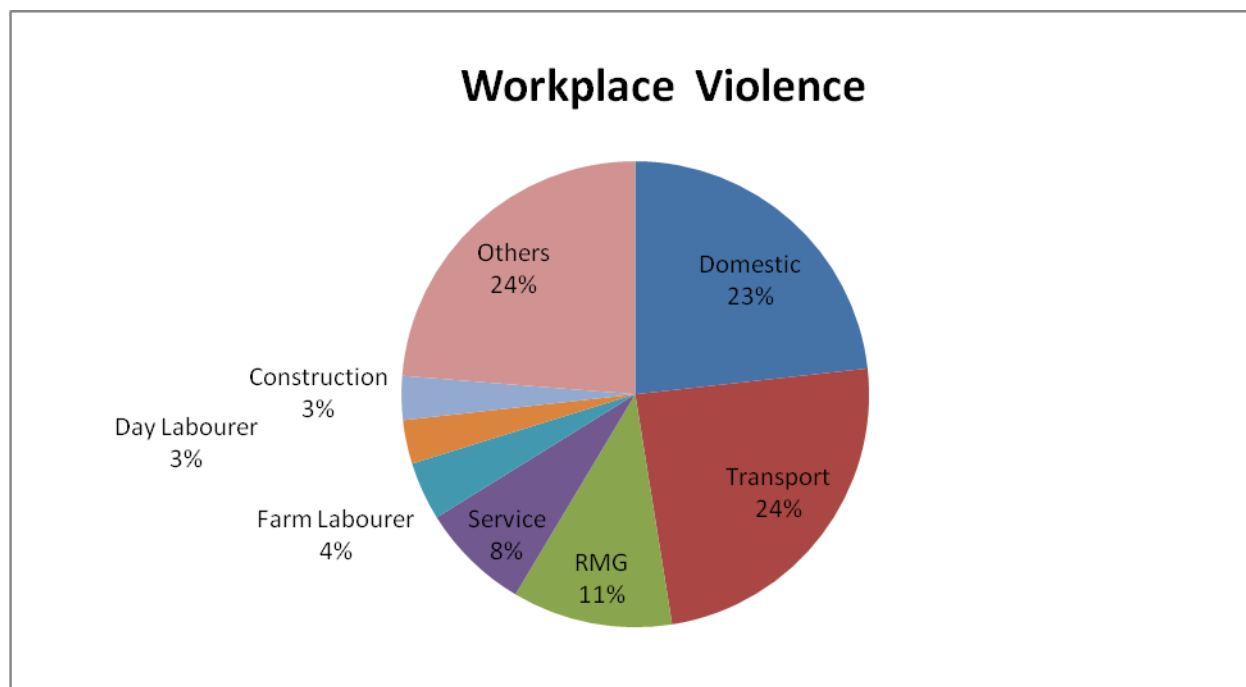


Fig-3: Workplace violence

Workplace deaths due to violence : 198

- Transport worker : 48
- Domestic worker : 46
- RMG : 22
- Service : 15
- Farm Labourer : 8
- Day Labourer : 6
- Construction : 6
- Others : 47

Special Note

Fire at RMG Sector

155 workers were killed in RMG Sector in workplace accident among which 112 workers died and 36 workers were injured in fire incident in 2012.

Construction Sector

113 Workers were killed in workplace accidents in 2012

58 of them were killed only by falling from height which reveals construction workers are still working without any safety net measures.

Violence on Domestic Workers

46 Domestic Workers died in violence while 42 of them were female. 32 of them were injured where 30 of them were female.

Tortured – 30

Suicide – 16

Rape - 6

Missing – 5

Burnt - 4

Industrial Disputes

Sectors of Demonstration

This year, a number of industrial unrests were happened in different sectors. The number of total workers upraise was 322

Sector	Jan-Dec
RMG	169
Transport	29
Jute	21
Fertiliser	10
Public sector	9
Tea	9
Energy	9
Sugar	5
Port Worker	4
Healthcare	3
Paper	3
Day Labourer	3
Tobacco	3
Oil	3
Handling	3
Farm Labourer	3
Cement	2
Coal	2
Boat Worker	2
Telecom	2
Godown Worker	2
Re-rolling/ Steel	2
Hotel and restaurant Worker	2
Construction	1
Rubber	1
Hosiery Worker	1
Newspaper	1
Partex	1
Power loom	1
Tailor	1
Distilleries	1
Service	1
Food Processing	1
Packaging	1
Quarry	1
Hawker	1
Others	9
Total	322

In this time RMG workers went on upraise or demonstration at least 169 times. Transport was second in line with 29 incidents while Jute workers demonstrated 21 times. Workers in Fertiliser sector did 10 times while Workers in Public sector, tea and energy sector workers demonstrated nine times as well 9 times was well.

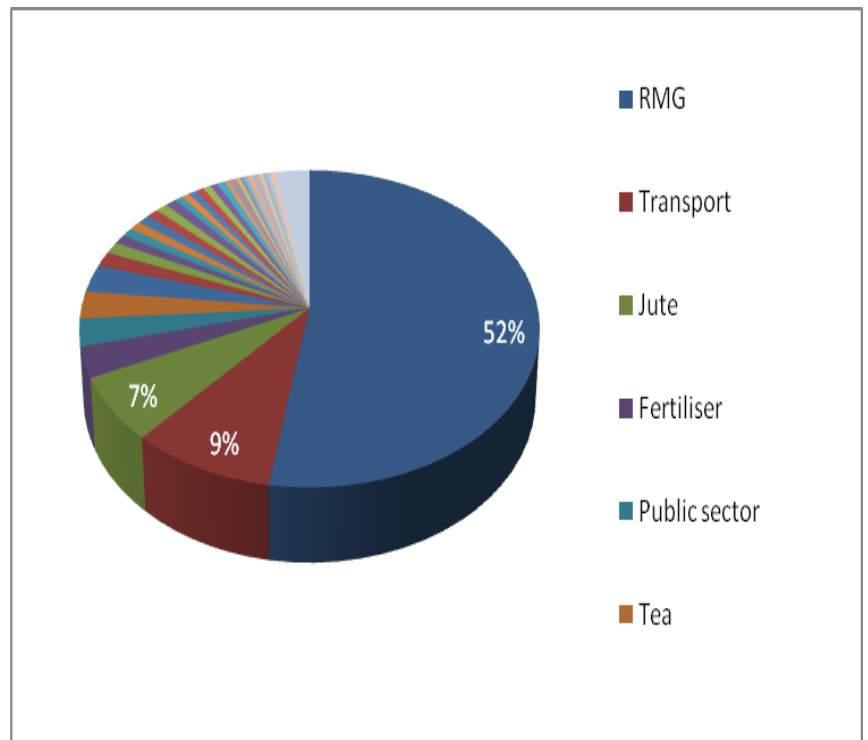


Fig-4: Sectors of Unrest

Main Causes of Demonstration

- Placing the demand for Wage and Dues and benefits : 152
- Demand For Established Wage Board : 40
- Protesting Closure or Lay Off : 38
- Protesting the torture or death on workers : 35
- Demanding reopening of factory : 23
- For permanent job : 16
- Demanding resignation of Officials : 06
- For Amendment of Labour Laws : 04
- Punishment of Owners : 03
- Right to organise : 01
- Joining Letter : 01
- Job Discrimination : 01
- Others : 21

Like all previous years the leading reason behind most of the labour unrest is demand for Wage and Dues and benefits. Workers from 152 establishments staged demonstration for this very important reason. Workers from 40 factories placed demand for Established Wage Board. Protest on Closure or Lay Off took place in 38 factories. Protest on the torture or death on workers happened in 35 and demand for reopening factory took place in 23 companies

Patterns of demonstration

Patterns	Jan-Dec
Mass Demonstration	113
Abstain from Work	47
Highway blockade	38
Strike/Hunger strike/ Sit in	32
Press Conference	32
Procession	24
Human Chain	23
Meeting	16
Confine officer/office	15
Submit memorandum	4

Giving a look into the patterns of such demonstrations the present study has found out that at least 113 of the programmes were mass demonstration, Abstain from work takes the second place with 47 programmes. Strike and Press Conference claims 32 programmes each. 24 programmes are Procession, 23 of them are Human Chain. Confine office/officer 15 and submit memorandum happens 4 times in 2012.