



Occupational Accident, Violence (January-December) 2016: A Situational Analysis

In January-December 2016, at least 888 workers died and 1093 workers injured in workplace related accidents and violence.

Situation at a glance

- Killed - 888
- Injured - 1093
- Kidnapped - 73
- Suicide - 22
- Missing - 3

Workplace Accident:

Workplace accidents got 699 workers killed among which 28 workers were female. The estimated number of injuries in accidents totaled at 703 where 174 workers were female.

Workplace Accidents at a Glance

At least 699 workers died at workplace accidents. Among them 28 workers were female.

Killed: 699
Male: 671
Female: 28

Injured: 703
Male: 529
Female: 174

Workplace Violence:

Workplace Violence caused death to 189 workers among which 40 workers were female. The total estimated injuries in violence numbered at 390 where 81 workers were female.

Workplace Violence at a Glance

Killed: 189
Male: 153
Female: 40

Injured: 390
Male: 309
Female: 81

Road Accident:

Beside workplace accidents and violence, 149 workers were killed and 96 workers were injured in road accident.

Road Accident at a Glance

Killed: 149
Male: 115
Female: 34

Injured: 96
Male: 84
Female: 12

In this time the highest number of workplace related accidental deaths happened in Transport Sector. At least 249 workers died in this sector. Second highest 85 deaths happened in Construction Sector while 3rd highest sector was Fishing sector where 52 workers were died. Besides, 46 Agriculture, 39 Foil & Packaging, 38 Day Labourers, 28 Migrant Worker, 11 Workshop Worker, 10 Electric Worker, 10 Rice Mill Worker, 9 RMG Worker & Domestic Workers and 8 Ship breaking & Tire Factory workers died at workplace in different types of accidents.

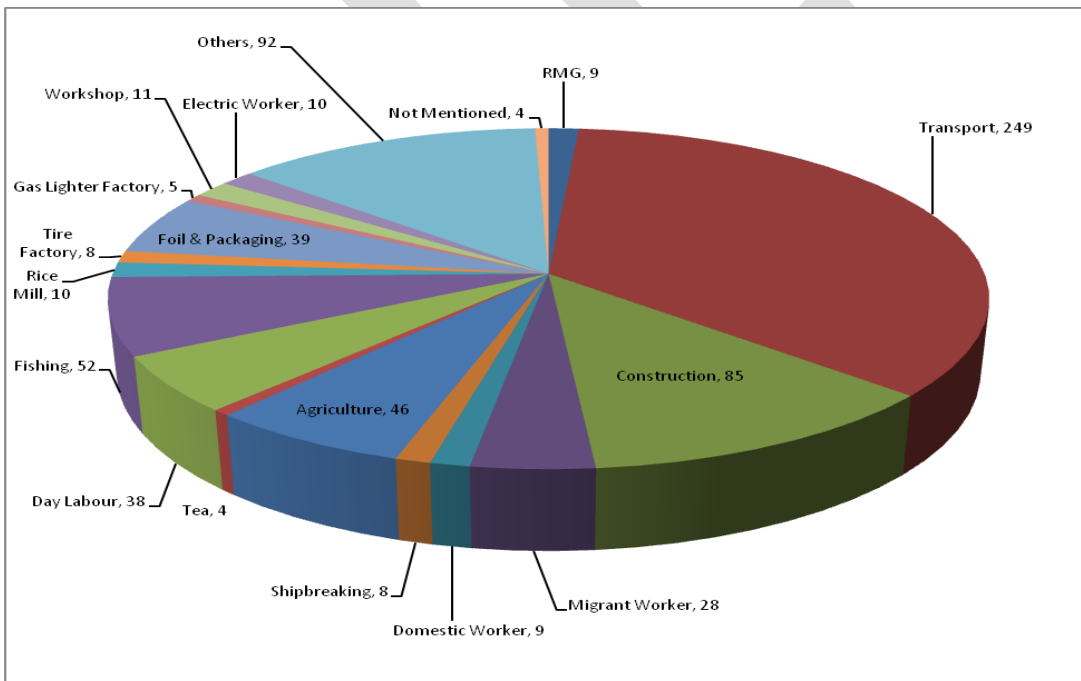


Fig-1: Number of workers Killed according to Sectors

Sector wise number of deaths in Workplace Accidents:

● Transport worker	: 249
● Construction	: 85
● Fishing	: 52
● Agriculture	: 46
● Foil & Packaging	: 39
● Day Labourer	: 38
● Migrant Worker	: 28
● Workshop Worker	: 11
● Electric Worker	: 10
● Rice Mill	: 10
● RMG	: 09
● Domestic Worker	: 09
● Tire Factory	: 08
● Ship Breaking	: 08
● Others	: 97
Total	: 699

Patterns of Workplace Accident

In this year major occupational accidents are Road accident, falling from height, Electrocutions and Fire. This year 320 Road accidents occurred, 93 incidents consist of Electrocutation, 44 Lightning, 42 falling from height, 35 fire Accident, 14 toxic gas, 10 Cylinder burst, 7 Boiler burst and Wall Collapses took place.

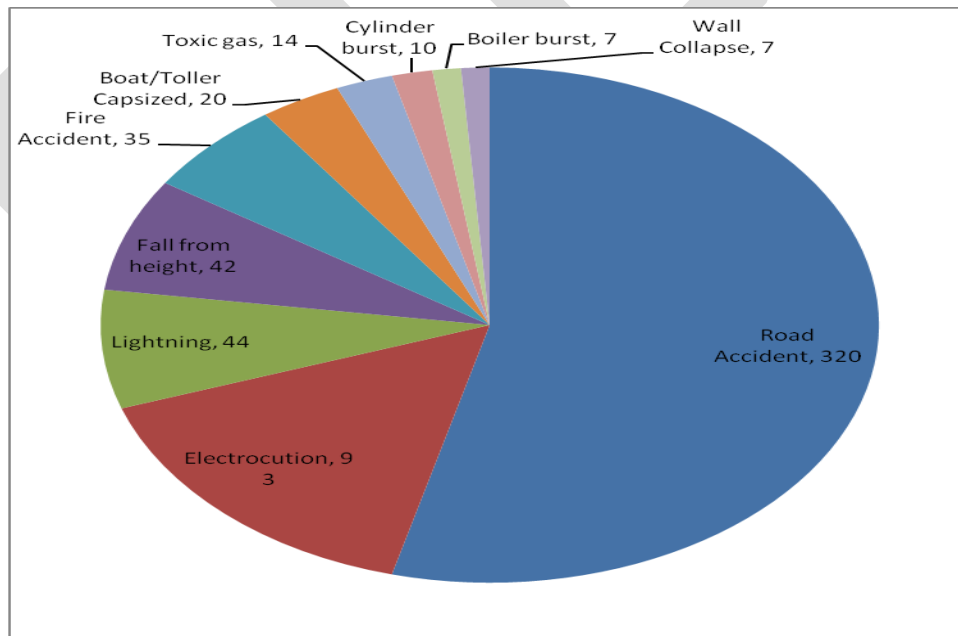


Fig-2: Patterns of Workplace Accident

Major Patterns of Workplace Accidents and Number of Occurrence

Road Accident	: 320
Electrocution	: 93
Lightning	: 44
Fall from height	: 42
Fire Accident	: 35
Boat/Toller Capsized	: 20
Toxic gas	: 14
Cylinder burst	: 10
Boiler burst	: 7
Wall Collapse	: 7

In this time the highest number of workplace violence related deaths happened in case of Transport Sector, at least 39 workers died in different types of workplace violence Second highest 17 deaths happened in case of Domestic Workers, while 15 Shop worker, 14 Security Guard, 12 Agriculture Workers, 9 RMG Workers and 8 Migrant Workers were died in violence and brutal attack.

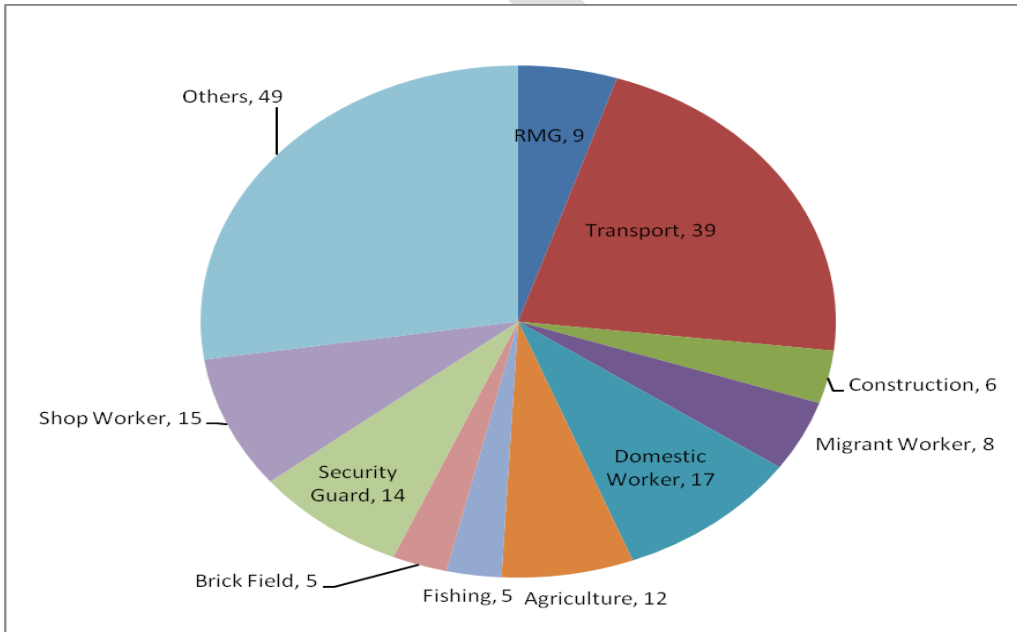


Fig-3: Workplace violence

Workplace deaths due to violence : 189

- Transport worker : 39
- Domestic worker : 17
- Shop Worker : 15
- Security Guard : 14
- Agriculture : 12
- RMG : 9
- Migrant Worker : 8
- Construction : 6
- Others : 69

Industrial Dispute and Workers Action

Sectors of Dispute

This year, a number of industrial unrests were happened in different sectors. The number of total workers upraise was 237

In this time RMG workers went on upraise or demonstration at least 122 times. Transport was second in line with 16 incidents while Jute workers demonstrated 12 times. Workers in Spinning Mill & Water Transport sector did 8 times while Electric Sector 9 Times, Tea and Textile sector workers demonstrated 5 times.

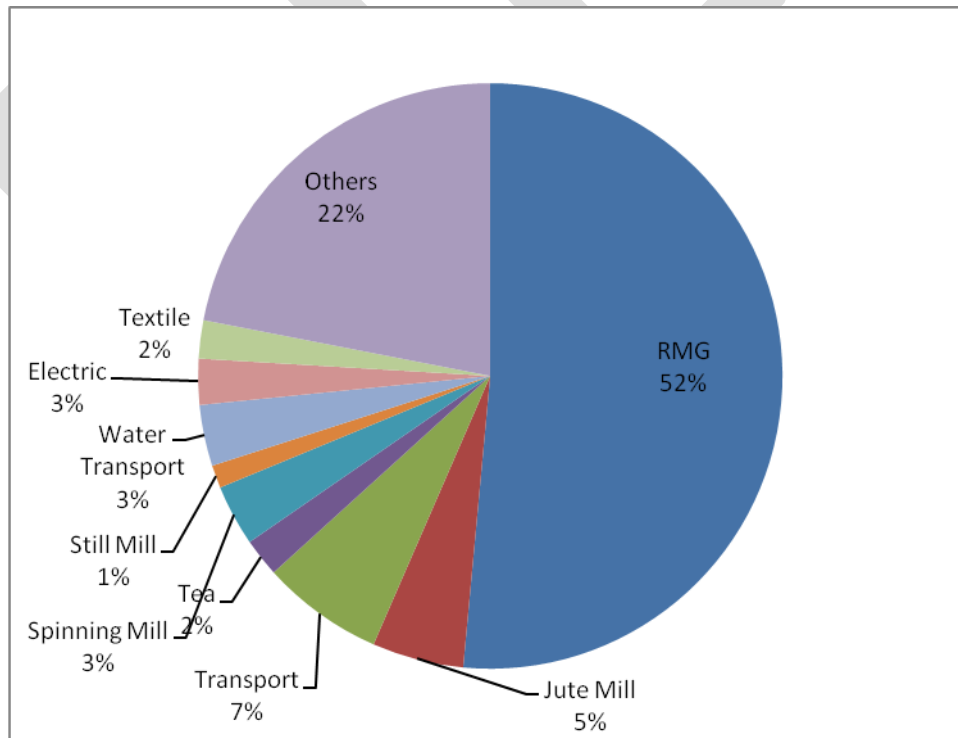
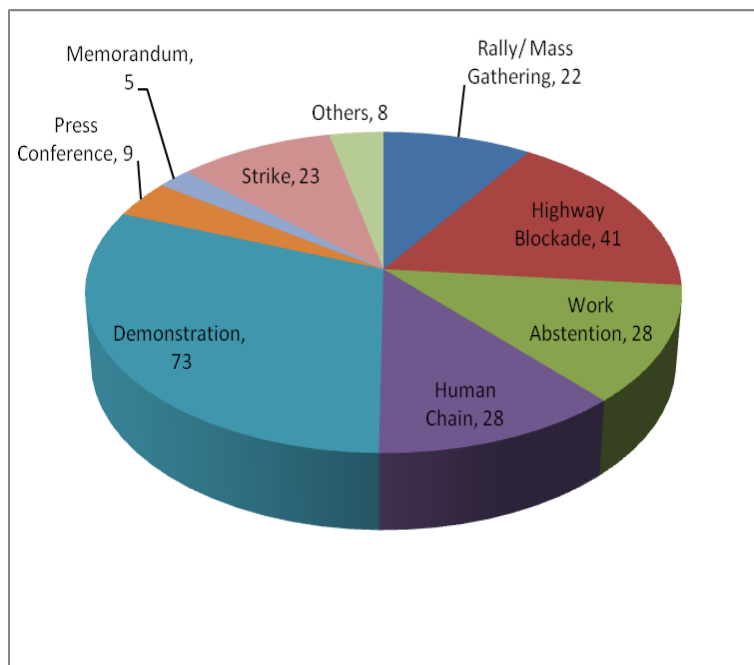


Fig-4: Sectors of Dispute

Patterns of demonstration



Giving a look into the patterns of such demonstrations the present study has found out that at least 73 of the programmes were demonstration, Highway Blockade were second highest 41, Abstain from work & Human Chain takes the 3rd and 4th place with 28 programmes. Strike and Press Conference claims 23 and 22 times in 2012.

Fig-5: Types of Dispute